



GOC LIVE - Middle School

Best Practices and Resources for Digital Learning



General Digital Learning Tips - How does GOC plan for instruction?



- Always start with the AKS.
- **Think about instruction first not technology.**
 - What are you trying to teach?
 - How would you plan face-to-face?
 - What instructional strategy would be best practice to teach the skill or concept?
 - What technology do you need to deliver the instructional strategy?
 - Collaborate with a colleague or LSTC for ideas.

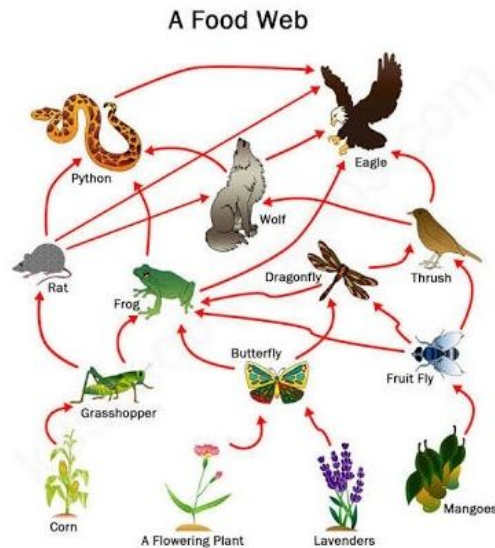


gwinnett**online**campus

General Digital Learning Tips

Mar-16th to Mar-20th Week At A Glance ▾

Posted Mar 15, 2020 12:00 PM



This week we are going to learn about how energy flows in an ecosystem. Have you seen something like the picture above? What do you think all of those arrows mean? It may look a little confusing at first, but it will make sense by the end of the week.

- Use your Homeroom to post “Learning Expectations” for the day.
- Like a checklist or “to-do”.
- You can post a Week At A Glance sharing the general topics students will be learning.



gwinnett**online**campus

General Digital Learning Tips



- In D2L you can also film a short Video Note to post in your announcements.



gwinnett**online**campus

General Digital Learning Tips

2020 S2 Language Arts 6 (S2) 003 - GOC-2020-S2-23.0110002-003



2020 S2 Math 6 (S2) 003 - GOC-2020-S2-27.0210002-003



2020 S2 Earth Science 6 (S2) 003 - GOC-2020-S2-40.0610002-003



2020 S2 Social Studies 6 (S2) 003 - GOC-2020-S2-45.0070002-003



2020 S2 Visual Arts 6 (S1) 003 - GOC-2020-S2-50.0110001-003



2020 S2 Physical Education 6 (S1) 003 - GOC-2020-S2-36.0070001-003



- Keep navigation and tools as consistent as possible for all subjects.
- Make sure to maintain student workload balance. If you are team teaching - plan for an ebb & flow.




Gwinnett Online Campus

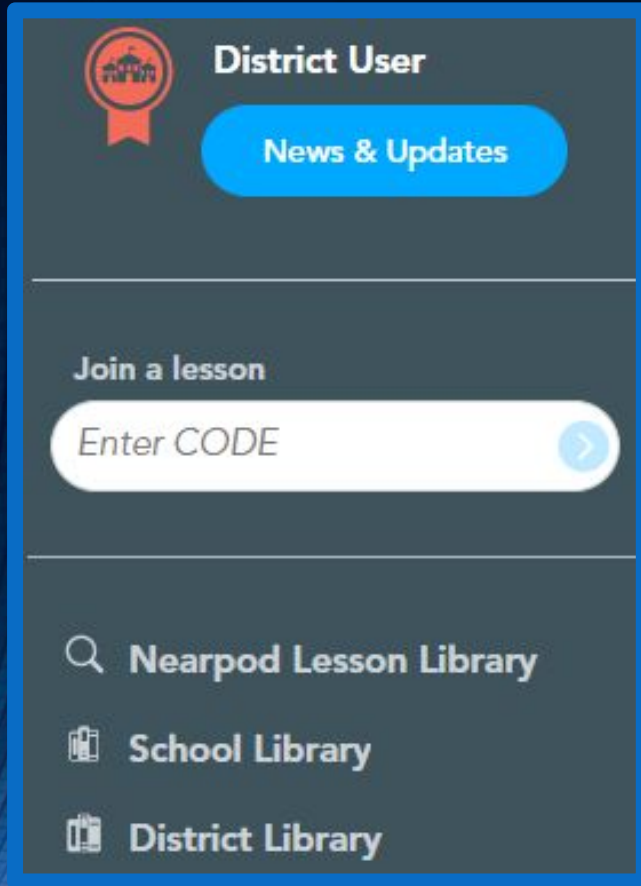
gwinnett**online**campus

General Digital Learning Tips

- Use web tools your students already know how to use
 - Introduce new tools slowly - one new every few weeks
 - Check the approved vendor list and follow the guidelines for use of specific tools



General Digital Learning Tips



- Nearpod is an easy tool to add your own existing powerpoints
- You can also easily use or adapt lessons from the Nearpod library.
- There is a district account - your local LSTC can help you with the login information if you don't have it already.



gwinnett**online**campus

Screencast for Teaching a Mini-lesson

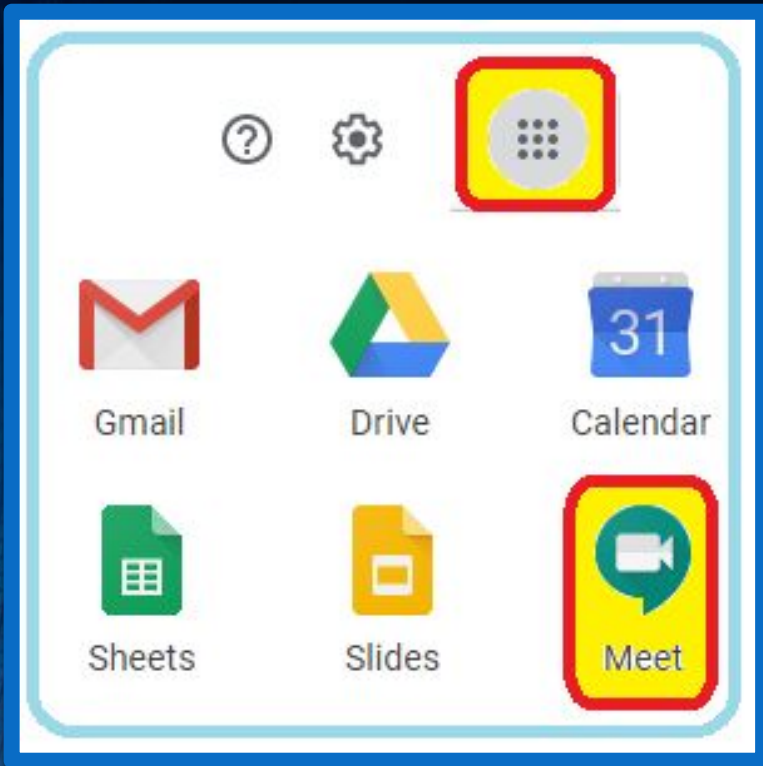


- As you introduce new concepts to your students, you may want to record yourself teaching a mini-lesson.
 - You can record a lesson using [Screencast-O-Matic](#).
 - This is free software that is easy to use.
- Suggestion for Use
 - When you get to the portion of the lesson when kids should try skills with you, remind them to pause the video, try the skill or activity and then press play again when they are ready to check their thinking and/or see your examples.



gwinnett**online**campus

A Mini-lesson LIVE using Google Meet



- Google Meet has been added to your apps and is easy and intuitive to use.
- You start a meeting and enter a title. Then click “Join Now” and Google will give you information to share so others may join you.
- You can also use a join code that can be emailed to students.
- You have the option to record a meeting, change the meeting layout, turn on captions, and more.
- Hints
 - Set a time window you are available.
 - ***Don't leave students unattended in the room.***

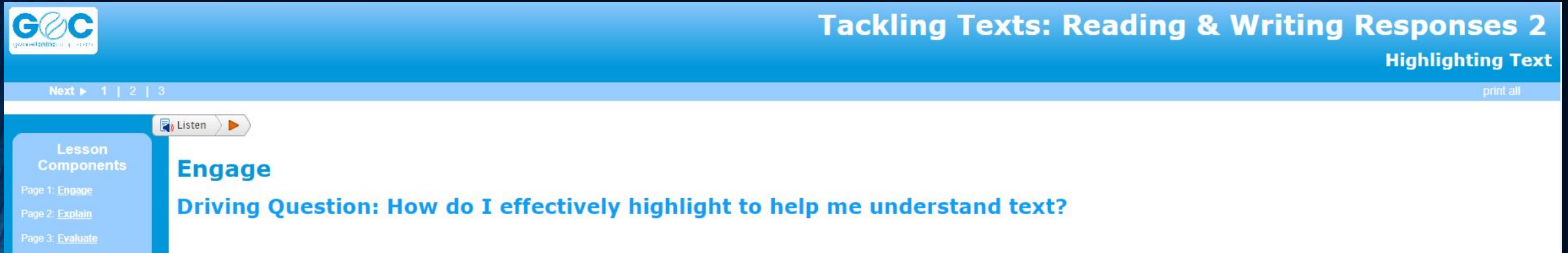


Gwinnett Online Campus

gwinnett**online**campus

GOC Lesson Options for Core Content

- GOC has made their lessons available to teachers across the district.
- You may choose to assign a lesson or a unit to your students.
- All GOC lessons are aligned to the AKS.



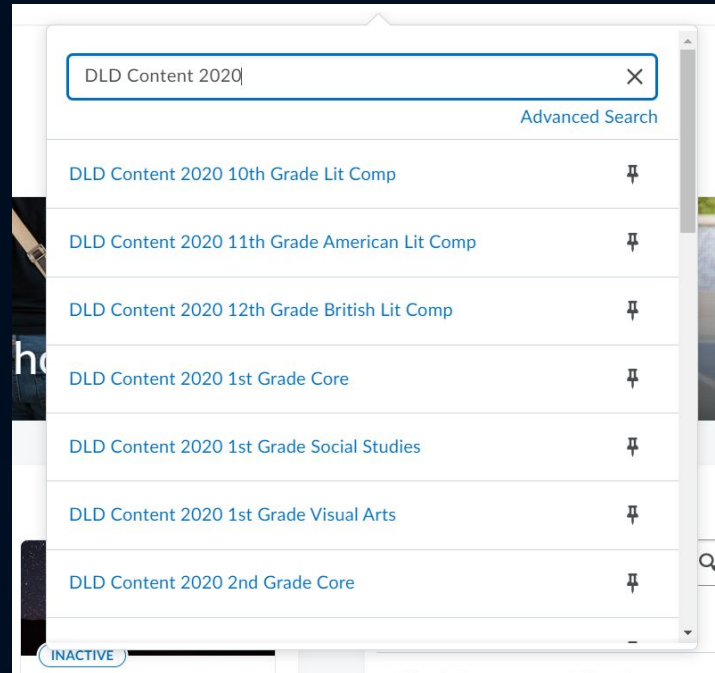
The screenshot shows the Gwinnett Online Campus (GOC) interface. At the top left is the GOC logo. The main header area is blue and contains the title "Tackling Texts: Reading & Writing Responses 2" and the sub-header "Highlighting Text". Below the header, there is a navigation bar with "Next" and page numbers "1 | 2 | 3". On the left side, there is a "Lesson Components" sidebar with links for "Page 1: Engage", "Page 2: Explain", and "Page 3: Evaluate". The main content area is white and features a "Listen" button with a play icon. The title "Engage" is displayed in blue, followed by the "Driving Question: How do I effectively highlight to help me understand text?".



gwinnett**online**campus

GOC Lessons for Middle School Courses

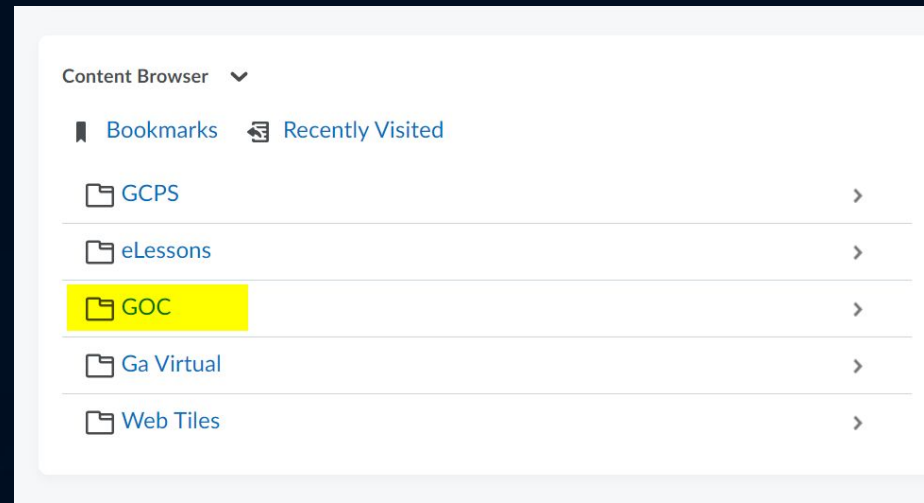
- The list of courses with GOC content are located in eClass.
- Search for DLD Content 2020
- Click the desired course.



gwinnett**online**campus

GOC Lessons for Middle School Courses

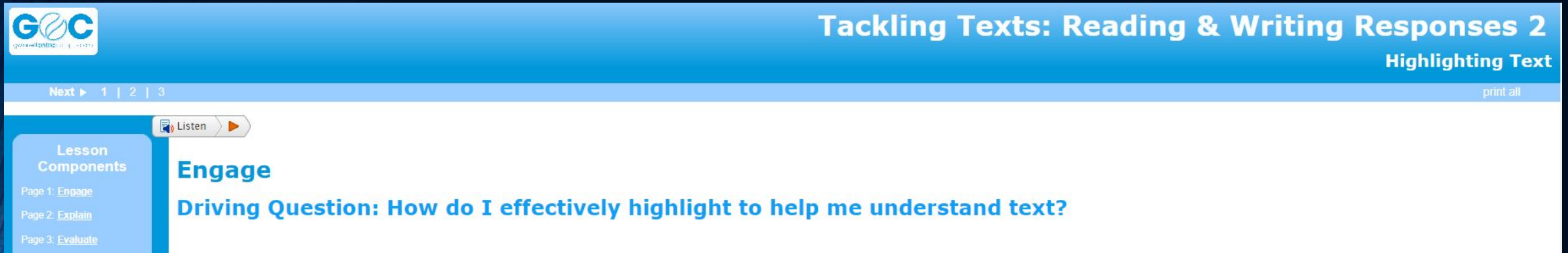
- On the course homepage, scroll down until you see the Content Browser widget. You'll see a list of names, each with a folder icon, which all include additional county resources. GOC content is fairly clearly marked. Click on the folder to start navigating to GOC resources. You may see unit folders nested, but if you keep clicking, you'll reach the content items.



gwinnett**online**campus

Pulling in GOC Content

- You pull in content just like you would if you are pulling in content from a sample course page. (Copy course components).
- If you have difficulty, contact your LSTC to guide you.



The screenshot displays the Gwinnett Online Campus (GOC) interface. At the top, the GOC logo is on the left, and the title "Tackling Texts: Reading & Writing Responses 2" is on the right, with "Highlighting Text" below it. A navigation bar shows "Next ▶ 1 | 2 | 3" and a "print all" link. Below the navigation bar, there is a "Listen" button with a speaker icon. On the left, a sidebar titled "Lesson Components" lists "Page 1: Engage", "Page 2: Explain", and "Page 3: Evaluate". The main content area features the heading "Engage" and the "Driving Question: How do I effectively highlight to help me understand text?"



gwinnett**online**campus

eCLASS Sample lessons are housed in each of the Communication Centers

Digital Learning Day Sample Lessons

Below you will find a sampling of digital learning lessons. Check out other grade levels for ideas on ways you can use the structure of the lesson to make additional lessons for your eCLASS page. Be sure to check back on this page, as the program office will add additional lessons.

	6th Grade	7th Grade	Physical Science	Biology	Chemistry	Physics
	Lesson 1 (AKS 5) Lesson 2 (AKS 5) Lesson 3 (AKS 5)	Lesson 1 (AKS 5) Lesson 2 (AKS 5) Lesson 3 (AKS 5)	Lesson 1 (AKS 5) Lesson 2 (AKS 5) Lesson 3 (AKS 5)	Lesson 1 (AKS 12) Lesson 2 (AKS 12) Lesson 3 (AKS 12) Lesson 4 (AKS 12) Lesson 5 (AKS 12)	Lesson 1 (AKS 5g, 5h) Lesson 2 (AKS 5h) Lesson 3 (AKS 5)	Lesson 1 (AKS 10) Lesson 2 (AKS 10)
Additional Resources	eLessons Gwinnett Online Campus Georgia Virtual	eLessons Gwinnett Online Campus Georgia Virtual	eLessons Gwinnett Online Campus Georgia Virtual	eLessons Gwinnett Online Campus Georgia Virtual	eLessons Gwinnett Online Campus Georgia Virtual	eLessons Gwinnett Online Campus Georgia Virtual



gwinnett**online**campus

Q&A for GOC MS Live Session on 3/18/2020

- What approach would you use if you have students that don't have technology?



gwinnett**online**campus



GOC BEST PRACTICES AND RESOURCES FOR DIGITAL LEARNING



Gwinnett County Public Schools' (GCPS) announced on Thursday, March 12 that it will be doing Digital Learning Days the week of March 16-20 as part of its response to the COVID-19 situation. The school district has successfully held DLDs in past years in response to inclement weather situations. While this is a different situation, our schools and teachers are prepared to deliver instruction virtually to minimize the disruption to learning.

As the full-time online option for GCPS students, Gwinnett Online Campus is here to help all teachers with best practices and resources for digital learning.

[Click this link for Best Practices and Resources for Digital Learning.](#)

Questions?

- Join us next week for a GOC MS Live session.
- Feel free to add your questions to the google page for questions on the Teacher Resource page on the website.



World-Class Virtual Education

